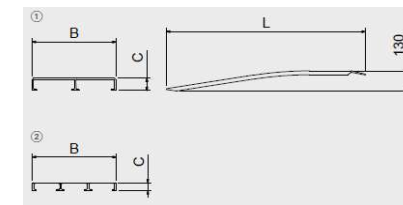


1. Modèle B2  
2. Modèle B3



1. Modèle B2  
2. Modèle B3

**Rampes en aluminium - Droite - max. 1000kg - Hobby line (prix par pièce)**

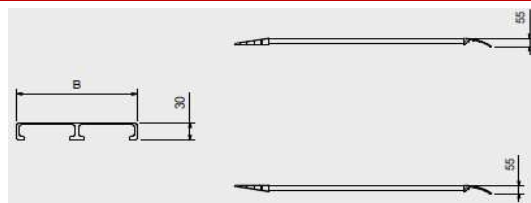
Code de commande    € TVA Excl.    € TVA Incl.

Modèle	Item code	Charge util/pair (kg) /empattement (mm)					L	B	C	Min/max haut.ch.	KG/pièce	Code de commande	€ TVA Excl.	€ TVA Incl.
		0	500	750	1000	1250								
M030B2HLS/15	MM010S0.20.15	350	425	500	600	600	1500	215	30	383/430	4	METMM010S02015	€ 123,14	<b>149,00</b>
M030B2HLS/20	MM010S0.20.20	230	280	350	400	500	1995	215	30	529/593	5	METMM010S02020	€ 141,32	<b>171,00</b>
M030B2HS/15	MM012S0.20.15	500	600	650	700	700	1500	215	30	383/430	5,25	METMM012S02015	€ 145,45	<b>176,00</b>
M030B2HS/20	MM012S0.20.20	400	550	600	650	700	1995	215	30	529/593	7	METMM012S02020	€ 170,25	<b>206,00</b>
M030B3HS/15	MM014S0.30.15	800	<b>1000</b>	<b>1000</b>	<b>1000</b>	<b>1000</b>	1500	315	30	383/430	8	METMM014S03015	€ 188,43	<b>228,00</b>
M030B3HS/20	MM014S0.30.20	650	780	900	<b>1000</b>	<b>1000</b>	1995	315	30	529/593	10,5	METMM014S03020	€ 234,71	<b>284,00</b>
M030B3HS/25	MM014S0.30.25	500	600	700	800	<b>1000</b>	2515	315	30	671/751	13	METMM014S03025	€ 275,21	<b>333,00</b>
M040B3HS/30	MM016S0.30.30	700	800	900	<b>1000</b>	<b>1000</b>	3009	315	40	810/905	18	METMM016S03030	€ 349,59	<b>423,00</b>

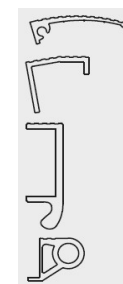
**Rampes en aluminium - Courbée - max. 1000kg - Hobby line (prix par pièce)**

Code de commande    € TVA Excl.    € TVA Incl.

Modèle	Item code	Charge util/pair (kg) /empattement (mm)					L	B	C	Min/max haut.ch.	KG/pièce	Code de commande	€ TVA Excl.	€ TVA Incl.
		0	500	750	1000	1250								
M030B2BHLS/15	MM011S0.20.15	280	320	400	540	540	1492	215	30	299/400	4	METMM011S02015	€ 141,32	<b>171,00</b>
M030B2BHLS/20	MM011S0.20.20	200	225	280	360	450	1980	215	30	445/577	5	METMM011S02020	€ 158,68	<b>192,00</b>
M030B2BHLS/15	MM013S0.20.15	400	450	520	560	600	1492	215	30	299/400	5,25	METMM013S02015	€ 163,64	<b>198,00</b>
M030B2BHLS/20	MM013S0.20.20	320	400	480	540	580	1980	215	30	445/577	7	METMM013S02020	€ 187,60	<b>227,00</b>
M030B3BHLS/15	MM015S0.30.15	640	750	850	950	<b>1000</b>	1492	315	30	299/400	8	METMM015S03015	€ 215,70	<b>261,00</b>
M030B3BHLS/20	MM015S0.30.20	520	580	720	900	<b>1000</b>	1980	315	30	445/577	10,5	METMM015S03020	€ 252,07	<b>305,00</b>
M030B3BHLS/25	MM015S0.30.25	400	450	560	720	850	2499	315	30	587/750	13	METMM015S03025	€ 292,56	<b>354,00</b>
M040B3BHLS/30	MM017S0.30.30	560	600	720	900	<b>1000</b>	2988	315	40	727/900	18	METMM017S03030	€ 368,60	<b>446,00</b>



Modèle avec partie finale C040 (sur demande)




Tête standard

Tête a/ crochet  
(sur demande)

Tête a/ appui  
(sur demande)

Tête a/ tube  
(sur demande)



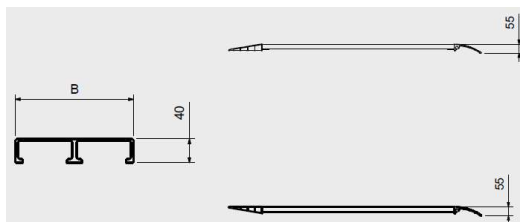
Rampes en aluminium - max. 2900kg (prix par pièce)

Code de commande

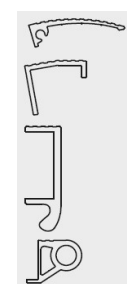
€ TVA Excl.

€ TVA Incl.

Modèle	Item code	Charge util/pair (kg) /empattement (mm)			L	B	C	KG/pièce	Code de commande	€ TVA Excl.	€ TVA Incl.
		500	750	1000							
M030B2/15	MM030SL.20.15	830	1107	1580	1500	215	30	6,5	METMM030SL2015	€ 222,31	269,00
M030B2/20	MM030SL.20.20	553	664	830	2000	215	30	8	METMM030SL2020	€ 244,63	296,00
M030B2/25	MM030SL.20.25	415	474	553	2500	215	30	9,5	METMM030SL2025	€ 267,77	324,00
M030B2/30	MM030SL.20.30	315	350	394	3000	215	30	11,5	METMM030SL2030	€ 344,63	417,00
M030B2/35	MM030SL.20.35	249	271	298	3500	215	30	13	METMM030SL2035	€ 368,60	446,00
M030B2/40	MM030SL.20.40	201	216	235	4000	215	30	14,5	METMM030SL2040	€ 390,91	473,00
M030B2/15/2	MM030SL.40.15	1660	2214	<b>2900</b>	1500	415	30	12	METMM030SL4015	€ 361,16	437,00
M030B2/20/2	MM030SL.40.20	1106	1328	1660	2000	415	30	15	METMM030SL4020	€ 408,26	494,00
M030B2/25/2	MM030SL.40.25	830	948	1106	2500	415	30	18,5	METMM030SL4025	€ 462,81	560,00
M030B2/30/2	MM030SL.40.30	630	701	788	3000	415	30	22	METMM030SL4030	€ 561,98	680,00
M030B2/35/2	MM030SL.40.35	498	543	597	3500	415	30	25	METMM030SL4035	€ 609,09	737,00
M030B2/40/2	MM030SL.40.40	402	433	470	4000	415	30	28,5	METMM030SL4040	€ 663,64	803,00
M030B3/15	MM035SL.30.15	1178	1570	2355	1500	315	30	9	METMM035SL3015	€ 259,50	314,00
M030B3/20	MM035SL.30.20	785	942	1178	2000	315	30	11,5	METMM035SL3020	€ 297,52	360,00
M030B3/25	MM035SL.30.25	589	673	785	2500	315	30	14	METMM035SL3025	€ 337,19	408,00
M030B3/30	MM035SL.30.30	447	496	559	3000	315	30	16,5	METMM035SL3030	€ 420,66	509,00
M030B3/35	MM035SL.30.35	353	385	423	3500	315	30	19	METMM035SL3035	€ 458,68	555,00
M030B3/40	MM035SL.30.40	285	307	334	4000	315	30	21,5	METMM035SL3040	€ 498,35	603,00
M030B3/15/2	MM035SL.60.15	2356	<b>2900</b>	<b>2900</b>	1500	615	30	17,5	METMM035SL6015	€ 462,81	560,00
M030B3/20/2	MM035SL.60.20	1570	1884	2356	2000	615	30	22,5	METMM035SL6020	€ 540,50	654,00
M030B3/25/2	MM035SL.60.25	1178	1346	1570	2500	615	30	27,5	METMM035SL6025	€ 627,27	759,00
M030B3/30/2	MM035SL.60.30	894	993	1119	3000	615	30	32,5	METMM035SL6030	€ 723,14	875,00
M030B3/35/2	MM035SL.60.35	707	770	847	3500	615	30	37,5	METMM035SL6035	€ 800,00	968,00
M030B3/40/2	MM035SL.60.40	571	615	668	4000	615	30	42,5	METMM035SL6040	€ 895,04	1.083,00



Modèle avec partie finale C040 (sur demande)



- Tête standard
- Tête a/ crochet
- Tête a/ appui
- Tête a/ tube



Rampes en aluminium - max. 2900kg (prix par pièce)

Code de commande    € TVA Excl.    € TVA Incl.

Modèle	Item code	Charge util/pair (kg) /empattement (mm)			L	B	C	KG/pièce				
		500	750	1000								
M040B2/15	MM040SL.20.15	1259	1580	1580	1500	215	40	7	METMM040SL2015	€	229,75	<b>278,00</b>
M040B2/20	MM040SL.20.20	839	1007	1259	2000	215	40	9	METMM040SL2020	€	260,33	<b>315,00</b>
M040B2/25	MM040SL.20.25	630	719	839	2500	215	40	11	METMM040SL2025	€	291,74	<b>353,00</b>
M040B2/30	MM040SL.20.30	478	532	598	3000	215	40	12,5	METMM040SL2030	€	359,50	<b>435,00</b>
M040B2/35	MM040SL.20.35	378	412	453	3500	215	40	14,5	METMM040SL2035	€	390,91	<b>473,00</b>
M040B2/40	MM040SL.20.40	306	328	357	4000	215	40	16,5	METMM040SL2040	€	421,49	<b>510,00</b>
M040B2/15/2	MM040SL.40.15	2518	<b>2900</b>	<b>2900</b>	1500	415	40	13	METMM040SL4015	€	394,21	<b>477,00</b>
M040B2/20/2	MM040SL.40.20	1678	2014	2518	2000	415	40	16,5	METMM040SL4020	€	448,76	<b>543,00</b>
M040B2/25/2	MM040SL.40.25	1260	1438	1678	2500	415	40	20,5	METMM040SL4025	€	510,74	<b>618,00</b>
M040B2/30/2	MM040SL.40.30	957	1064	1197	3000	415	40	24	METMM040SL4030	€	591,74	<b>716,00</b>
M040B2/35/2	MM040SL.40.35	756	824	907	3500	415	40	28	METMM040SL4035	€	654,55	<b>792,00</b>
M040B2/40/2	MM040SL.40.40	612	657	714	4000	415	40	31,5	METMM040SL4040	€	718,18	<b>869,00</b>
M040B3/15	MM045SL.30.15	2132	2370	2370	1500	315	40	10,5	METMM045SL3015	€	290,08	<b>351,00</b>
M040B3/20	MM045SL.30.20	1421	1705	2132	2000	315	40	13,5	METMM045SL3020	€	337,19	<b>408,00</b>
M040B3/25	MM045SL.30.25	1066	1218	1421	2500	315	40	16,5	METMM045SL3025	€	383,47	<b>464,00</b>
M040B3/30	MM045SL.30.30	810	899	1012	3000	315	40	19,5	METMM045SL3030	€	465,29	<b>563,00</b>
M040B3/35	MM045SL.30.35	639	697	767	3500	315	40	22,5	METMM045SL3035	€	512,40	<b>620,00</b>
M040B3/40	MM045SL.30.40	517	557	604	4000	315	40	25,5	METMM045SL3040	€	557,85	<b>675,00</b>
M040B3/15/2	MM045SL.60.15	<b>2900</b>	<b>2900</b>	<b>2900</b>	1500	615	40	20	METMM045SL6015	€	517,36	<b>626,00</b>
M040B3/20/2	MM045SL.60.20	2842	<b>2900</b>	<b>2900</b>	2000	615	40	26	METMM045SL6020	€	628,93	<b>761,00</b>
M040B3/25/2	MM045SL.60.25	2132	2436	2842	2500	615	40	32	METMM045SL6025	€	720,66	<b>872,00</b>
M040B3/30/2	MM045SL.60.30	1620	1799	2025	3000	615	40	38	METMM045SL6030	€	849,59	<b>1.028,00</b>
M040B3/35/2	MM045SL.60.35	1279	1395	1535	3500	615	40	44	METMM045SL6035	€	976,86	<b>1.182,00</b>
M040B3/40/2	MM045SL.60.40	1035	1115	1208	4000	615	40	50	METMM045SL6040	€	1.070,25	<b>1.295,00</b>

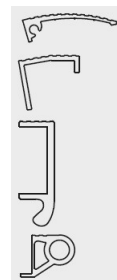
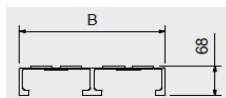
**Option:**

Modèle à charnières M030B2, M030B3, M040B2, M040B3

Modèle à charnières M030B2/2, M030B3/2, M040B2/2, M040B4/2

!! Réduit la capacité de charge jusqu'à 200kg sur modèles M030B2 - M040B2 et jusqu'à 400kg sur modèles M030B3 - M040B3 !!

Supplément	€	163,64	<b>198,00</b>
Supplément	€	323,97	<b>392,00</b>





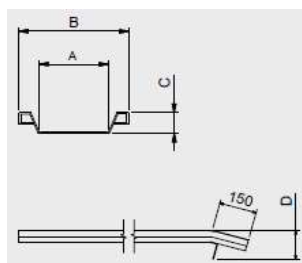
Tête standard  
Tête a/ crochet  
Tête a/ appui  
Tête a/ tube



**Rampes en aluminium - max. 4500kg (prix par pièce)**

Code de commande    € TVA Excl.    € TVA Incl.

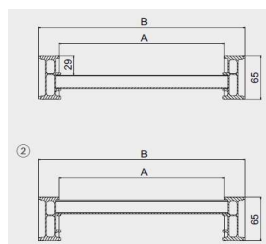
Modèle	Item code	Charge util/pair (kg) /empattement (mm)			L	B	C	KG/pièce	Code de commande	€ TVA Excl.	€ TVA Incl.
		1000	1250	1500							
M060B3/15	MM060SL.30.15	<b>4500</b>	<b>4500</b>	<b>4500</b>	1500	315	60	11	METMM060SL3015	€ 376,86	<b>456,00</b>
M060B3/20	MM060SL.30.20	3300	3900	<b>4500</b>	2000	315	60	14,5	METMM060SL3020	€ 433,88	<b>525,00</b>
M060B3/25	MM060SL.30.25	2400	3000	3400	2500	315	60	16,5	METMM060SL3025	€ 498,35	<b>603,00</b>
M060B3/30	MM060SL.30.30	1705	2000	2250	3000	315	60	20	METMM060SL3030	€ 557,02	<b>674,00</b>
M060B3/35	MM060SL.30.35	1200	1350	1500	3500	315	60	23,5	METMM060SL3035	€ 666,94	<b>807,00</b>
M060B3/40	MM060SL.30.40	1000	1100	1200	4000	315	60	27	METMM060SL3040	€ 723,97	<b>876,00</b>



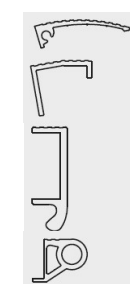
**Rampes en aluminium - max. 1500kg (prix par pièce)**

Code de commande    € TVA Excl.    € TVA Incl.

Modèle	Item code	Charge util/pair (kg) /empattement (mm)			L	A	B	C	D	KG/pièce	Code de commande	€ TVA Excl.	€ TVA Incl.
		0	500	1000									
M050/10	MM050B0.25.10	800	<b>1500</b>	<b>1500</b>	1000	155	246	45	100	4,5	METMM050B02510	€ 178,51	<b>216,00</b>
M050/15	MM050B0.25.15	800	1479	<b>1500</b>	1500	155	246	45	100	6,5	METMM050B02515	€ 209,92	<b>254,00</b>
M050/20	MM050B0.25.20	739	986	1479	2000	155	246	45	100	8,5	METMM050B02520	€ 240,50	<b>291,00</b>
M050/25	MM050B0.25.25	532	665	887	2500	155	246	45	100	10	METMM050B02525	€ 316,53	<b>383,00</b>
M050/30	MM050B0.25.30	419	503	628	3000	155	246	45	100	12	METMM050B02530	€ 347,11	<b>420,00</b>
M050/35	MM050B0.25.35	346	404	485	3500	155	246	45	100	14	METMM050B02535	€ 376,86	<b>456,00</b>



Modèle M065



Tête standard  
Tête a/ crochet  
Tête a/ appui  
(sur demande)  
Tête a/ tube

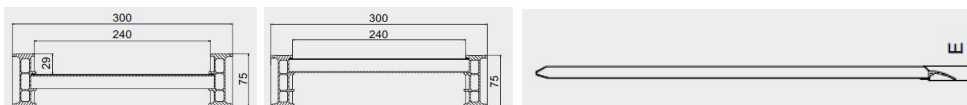
Rampes en aluminium - max. 2700kg (prix par pièce)

Code de commande € TVA Excl. € TVA Incl.

Modèle	Item code	Charge util/pair (kg) /empattement (mm)			L	A	B	H	E	KG/pièce				
		1000	1250	1500										
<b>Largeur minimale / maximale de la roue ou de la chenille: 150 / 220 mm</b>														
M065/15	MM065BL.30.15	2700	2700	2700	1495	240	300	65	83	8,5	METMM065BL3015	€	361,98	<b>438,00</b>
	<i>sans bord</i> MM065SL.30.15										METMM065SL3015			
M065/20	MM065BL.30.20	2000	2660	2700	1995	240	300	65	83	11	METMM065BL3020	€	398,35	<b>482,00</b>
	<i>sans bord</i> MM065SL.30.20										METMM065SL3020			
M065/25	MM065BL.30.25	1330	1600	2000	2495	240	300	65	83	13,5	METMM065BL3025	€	433,88	<b>525,00</b>
	<i>sans bord</i> MM065SL.30.25										METMM065SL3025			
M065/30	MM065BL.30.30	1000	1140	1330	2995	240	300	65	83	16	METMM065BL3030	€	523,14	<b>633,00</b>
	<i>sans bord</i> MM065SL.30.30										METMM065SL3030			
M065/35	MM065BL.30.35	800	880	1000	3495	240	300	65	83	18,5	METMM065BL3035	€	559,50	<b>677,00</b>
	<i>sans bord</i> MM065SL.30.35										METMM065SL3035			
M065/40	MM065BL.30.40	660	720	800	3995	240	300	65	83	20,5	METMM065BL3040	€	648,76	<b>785,00</b>
	<i>sans bord</i> MM065SL.30.40										METMM065SL3040			

**Largeur minimale / maximale de la roue ou de la chenille: 300 / 420 mm**

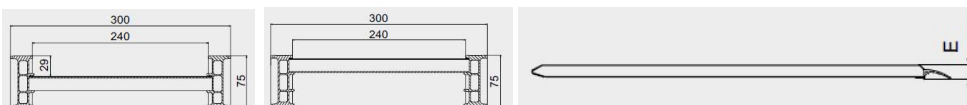
M065/15L	MM065BL.50.15	2450	2450	2450	1495	440	500	65	83	12	METMM065BL5015	€	438,84	<b>531,00</b>
	<i>sans bord</i> MM065SL.50.15										METMM065SL5015			
M065/20L	MM065BL.50.20	2000	2450	2450	1995	440	500	65	83	15	METMM065BL5020	€	482,64	<b>584,00</b>
	<i>sans bord</i> MM065SL.50.20										METMM065SL5020			
M065/25L	MM065BL.50.25	1330	1600	2000	2495	440	500	65	83	18,5	METMM065BL5025	€	559,50	<b>677,00</b>
	<i>sans bord</i> MM065SL.50.25										METMM065SL5025			
M065/30L	MM065BL.50.30	1000	1140	1330	2995	440	500	65	83	21,5	METMM065BL5030	€	656,20	<b>794,00</b>
	<i>sans bord</i> MM065SL.50.30										METMM065SL5030			
M065/35L	MM065BL.50.35	800	880	1000	3495	440	500	65	83	25	METMM065BL5035	€	705,79	<b>854,00</b>
	<i>sans bord</i> MM065SL.50.35										METMM065SL5035			
M065/40L	MM065BL.50.40	660	720	800	3995	440	500	65	83	58	METMM065BL5040	€	802,48	<b>971,00</b>
	<i>sans bord</i> MM065SL.50.40										METMM065SL5040			



Rampes en aluminium - max. 3000kg (prix par pièce)

Code de commande    € TVA Excl.    € TVA Incl.

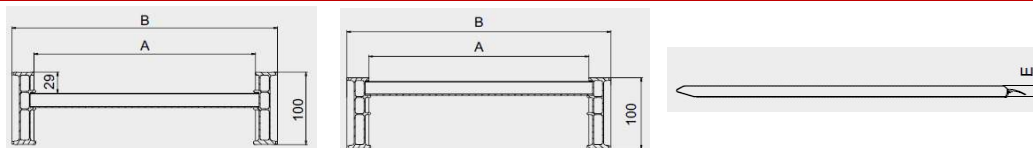
Modèle	Item code	Charge util/pair (kg) /empattement (mm)			L	A	B	H	E	KG/pièce				
		1000	1250	1500										
<b>Largeur minimale / maximale de la roue ou de la chenille: 150 / 220 mm</b>														
M074/20	MM074BL.30.20	2510	<b>3000</b>	<b>3000</b>	1995	240	300	75	91	12	METMM074BL3020	€	419,01	<b>507,00</b>
	<i>sans bord</i> MM074SL.30.20										METMM074SL3020			
M074/25	MM074BL.30.25	1670	2010	2510	2495	240	300	75	91	14,5	METMM074BL3025	€	455,37	<b>551,00</b>
	<i>sans bord</i> MM074SL.30.25										METMM074SL3025			
M074/30	MM074BL.30.30	1250	1430	1670	2995	240	300	75	91	17	METMM074BL3030	€	545,45	<b>660,00</b>
	<i>sans bord</i> MM074SL.30.30										METMM074SL3030			
M074/35	MM074BL.30.35	1000	1110	1250	3495	240	300	75	91	20	METMM074BL3035	€	643,80	<b>779,00</b>
	<i>sans bord</i> MM074SL.30.35										METMM074SL3035			
M074/40	MM074BL.30.40	830	910	1000	3995	240	300	75	91	22,5	METMM074BL3040	€	680,99	<b>824,00</b>
	<i>sans bord</i> MM074SL.30.40										METMM074SL3040			
M074/45	MM074BL.30.45	710	770	830	4495	240	300	75	91	25,5	METMM074BL3045	€	800,83	<b>969,00</b>
	<i>sans bord</i> MM074SL.30.45										METMM074SL3045			



Rampes en aluminium - max. 3500kg (prix par pièce)

Code de commande    € TVA Excl.    € TVA Incl.

Modèle	Item code	Charge util/pair (kg) /empattement (mm)			L	A	B	H	E	KG/pièce				
		1000	1250	1500										
<b>Largeur minimale / maximale de la roue ou de la chenille: 150 / 220 mm</b>														
M076/20	MM076BL.30.20	<b>3500</b>	<b>3500</b>	<b>3500</b>	1995	240	300	75	91	14	METMM076BL3020	€	475,21	<b>575,00</b>
	<i>sans bord</i> MM076SL.30.20										METMM076SL3020			
M076/25	MM076BL.30.25	2330	2700	<b>3500</b>	2495	240	300	75	91	17,5	METMM076BL3025	€	527,27	<b>638,00</b>
	<i>sans bord</i> MM076SL.30.25										METMM076SL3025			
M076/30	MM076BL.30.30	1750	2000	2330	2995	240	300	75	91	19,5	METMM076BL3030	€	582,64	<b>705,00</b>
	<i>sans bord</i> MM076SL.30.30										METMM076SL3030			
M076/35	MM076BL.30.35	1400	1550	1750	3495	240	300	75	91	22,5	METMM076BL3035	€	680,99	<b>824,00</b>
	<i>sans bord</i> MM076SL.30.35										METMM076SL3035			
M076/40	MM076BL.30.40	1160	1270	1400	3995	240	300	75	91	25,5	METMM076BL3040	€	725,62	<b>878,00</b>
	<i>sans bord</i> MM076SL.30.40										METMM076SL3040			
M076/45	MM076BL.30.45	1000	1070	1160	4495	240	300	75	91	28,5	METMM076BL3045	€	852,07	<b>1.031,00</b>
	<i>sans bord</i> MM076SL.30.45										METMM076SL3045			



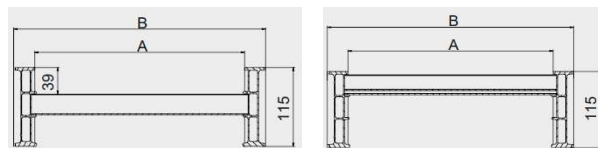
Rampes en aluminium - max. 3800kg (prix par pièce)

Code de commande € TVA Excl. € TVA Incl.

Modèle	Item code	Charge util/pair (kg) /empattement (mm)			L	A	B	H	E	KG/pièce	Code de commande	€ TVA Excl.	€ TVA Incl.
		1000	1250	1500									
<b>Largeur minimale / maximale de la roue ou de la chenille: 200 / 280 mm</b>													
M100/25	MM101BL.36.25	2500	3020	<b>3800</b>	2495	300	360	100	104	18	METMM101BL3625	€ 560,33	<b>678,00</b>
<i>sans bord</i>	MM101SL.36.25										METMM101SL3625		
M100/30	MM101BL.36.30	1900	2150	2500	2995	300	360	100	104	19,5	METMM101BL3630	€ 582,64	<b>705,00</b>
<i>sans bord</i>	MM101SL.36.30										METMM101SL3630		
M100/35	MM101BL.36.35	1500	1680	1900	3495	300	360	100	104	22,5	METMM101BL3635	€ 680,99	<b>824,00</b>
<i>sans bord</i>	MM101SL.36.35										METMM101SL3635		
M100/40	MM101BL.36.40	1250	1370	1500	3995	300	360	100	104	25,5	METMM101BL3640	€ 778,51	<b>942,00</b>
<i>sans bord</i>	MM101SL.36.40										METMM101SL3640		
M100/45	MM101BL.36.45	1070	1160	1250	4495	300	360	100	104	28	METMM101BL3645	€ 815,70	<b>987,00</b>
<i>sans bord</i>	MM101SL.36.45										METMM101SL3645		
M100/50	MM101BL.36.50	940	1000	1070	4995	300	360	100	104	31	METMM101BL3650	€ 974,38	<b>1.179,00</b>
<i>sans bord</i>	MM101SL.36.50										METMM101SL3650		

**Largeur minimale / maximale de la roue ou de la chenille: 200 / 320 mm**

M100/25L	MM101BL.40.25	2500	3020	<b>3800</b>	2495	340	400	100	104	19	METMM101BL4025	€ 575,21	<b>696,00</b>
<i>sans bord</i>	MM101SL.40.25										METMM101SL4025		
M100/30L	MM101BL.40.30	1900	2150	2500	2995	340	400	100	104	22,5	METMM101BL4030	€ 627,27	<b>759,00</b>
<i>sans bord</i>	MM101SL.40.30										METMM101SL4030		
M100/35L	MM101BL.40.35	1500	1680	1900	3495	340	400	100	104	23,5	METMM101BL4035	€ 695,87	<b>842,00</b>
<i>sans bord</i>	MM101SL.40.35										METMM101SL4035		
M100/40L	MM101BL.40.40	1250	1370	1500	3995	340	400	100	104	27	METMM101BL4040	€ 800,83	<b>969,00</b>
<i>sans bord</i>	MM101SL.40.40										METMM101SL4040		
M100/45L	MM101BL.40.45	1070	1160	1250	4495	340	400	100	104	30	METMM101BL4045	€ 844,63	<b>1.022,00</b>
<i>sans bord</i>	MM101SL.40.45										METMM101SL4045		
M100/50L	MM101BL.40.50	940	1000	1070	4995	340	400	100	104	33	METMM101BL4050	€ 1.023,14	<b>1.238,00</b>
<i>sans bord</i>	MM101SL.40.50										METMM101SL4050		


**Rampes en aluminium - max. 5000kg (prix par pièce)**

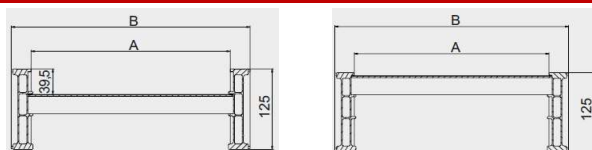
Code de commande

€ TVA Excl.

€ TVA Incl.

Modèle	Item code	Charge util/pair (kg) /empattement (mm)			L	A	B	H	KG/pièce				
		1000	1500	2000									
<b>Largeur minimale / maximale de la roue ou de la chenille: 200 / 280 mm</b>													
M115/25	MM116BL.36.25	3000	4500	<b>5000</b>	2485	300	360	115	19,5	METMM116BL3625	€	609,92	<b>738,00</b>
<i>sans bord</i>	MM116SL.36.25									METMM116SL3625			
M115/30	MM116BL.36.30	2500	3000	4500	2985	300	360	115	22	METMM116BL3630	€	673,55	<b>815,00</b>
<i>sans bord</i>	MM116SL.36.30									METMM116SL3630			
M115/35	MM116BL.36.35	2000	2500	3000	3485	300	360	115	25,5	METMM116BL3635	€	778,51	<b>942,00</b>
<i>sans bord</i>	MM116SL.36.35									METMM116SL3635			
M115/40	MM116BL.36.40	1500	1800	2500	3985	300	360	115	29	METMM116BL3640	€	829,75	<b>1.004,00</b>
<i>sans bord</i>	MM116SL.36.40									METMM116SL3640			
M115/45	MM116BL.36.45	1285	1500	1800	4485	300	360	115	32,5	METMM116BL3645	€	881,82	<b>1.067,00</b>
<i>sans bord</i>	MM116SL.36.45									METMM116SL3645			
M115/50	MM116BL.36.50	1125	1285	1500	4985	300	360	115	36	METMM116BL3650	€	1.048,76	<b>1.269,00</b>
<i>sans bord</i>	MM116SL.36.50									METMM116SL3650			
<b>Largeur minimale / maximale de la roue ou de la chenille: 200 / 320 mm</b>													
M115/25L	MM116BL.40.25	3000	4500	<b>5000</b>	2485	340	400	115	20,5	METMM116BL4025	€	623,97	<b>755,00</b>
<i>sans bord</i>	MM116SL.40.25									METMM116SL4025			
M115/30L	MM116BL.40.30	2500	3000	4500	2985	340	400	115	24,5	METMM116BL4030	€	710,74	<b>860,00</b>
<i>sans bord</i>	MM116SL.40.30									METMM116SL4030			
M115/35L	MM116BL.40.35	2000	2500	3000	3485	340	400	115	28	METMM116BL4035	€	815,70	<b>987,00</b>
<i>sans bord</i>	MM116SL.40.35									METMM116SL4035			
M115/40L	MM116BL.40.40	1500	1800	2500	3985	340	400	115	32	METMM116BL4040	€	874,38	<b>1.058,00</b>
<i>sans bord</i>	MM116SL.40.40									METMM116SL4040			
M115/45L	MM116BL.40.45	1285	1500	1800	4485	340	400	115	35,5	METMM116BL4045	€	926,45	<b>1.121,00</b>
<i>sans bord</i>	MM116SL.40.45									METMM116SL4045			
M115/50L	MM116BL.40.50	1125	1285	1500	4985	340	400	115	39,5	METMM116BL4050	€	1.100,83	<b>1.332,00</b>
<i>sans bord</i>	MM116SL.40.50									METMM116SL4050			

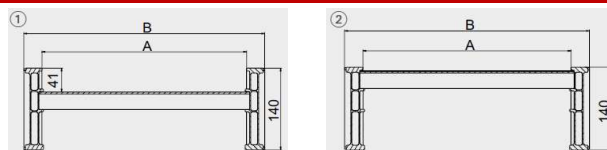




Rampes en aluminium - max. 6000kg (prix par pièce)

Code de commande € TVA Excl. € TVA Incl.

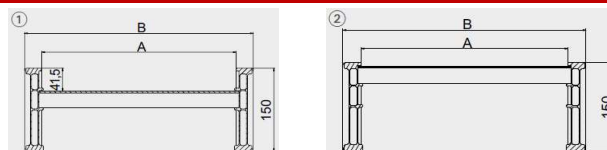
Modèle	Item code	Charge util/pair (kg) /empattement (mm)			L	A	B	H	KG/pièce				
		1000	1500	2000									
<b>Largeur minimale / maximale de la roue ou de la chenille: 200 / 280 mm</b>													
M125/25	MM126BL.36.25	4580	<b>6000</b>	<b>6000</b>	2485	300	360	125	22	METMM126BL3625	€	690,91	<b>836,00</b>
<i>sans bord</i>	MM126SL.36.25									METMM126SL3625			
M125/30	MM126BL.36.30	3435	4580	<b>6000</b>	2985	300	360	125	26	METMM126BL3630	€	767,77	<b>929,00</b>
<i>sans bord</i>	MM126SL.36.30									METMM126SL3630			
M125/35	MM126BL.36.35	2750	3435	4580	3485	300	360	125	30	METMM126BL3635	€	844,63	<b>1.022,00</b>
<i>sans bord</i>	MM126SL.36.35									METMM126SL3635			
M125/40	MM126BL.36.40	2290	2750	3435	3985	300	360	125	33,5	METMM126BL3640	€	896,69	<b>1.085,00</b>
<i>sans bord</i>	MM126SL.36.40									METMM126SL3640			
M125/45	MM126BL.36.45	1965	2290	2750	4485	300	360	125	37	METMM126BL3645	€	948,76	<b>1.148,00</b>
<i>sans bord</i>	MM126SL.36.45									METMM126SL3645			
M125/50	MM126BL.36.50	1720	1965	2290	4985	300	360	125	41	METMM126BL3650	€	1.147,93	<b>1.389,00</b>
<i>sans bord</i>	MM126SL.36.50									METMM126SL3650			
<b>Largeur minimale / maximale de la roue ou de la chenille: 200 / 320 mm</b>													
M125/25L	MM126BL.40.25	4580	<b>6000</b>	<b>6000</b>	2485	340	400	125	23	METMM126BL4025	€	705,79	<b>854,00</b>
<i>sans bord</i>	MM126SL.40.25									METMM126SL4025			
M125/30L	MM126BL.40.30	3435	4580	<b>6000</b>	2985	340	400	125	27,5	METMM126BL4030	€	790,08	<b>956,00</b>
<i>sans bord</i>	MM126SL.40.30									METMM126SL4030			
M125/35L	MM126BL.40.35	2750	3435	4580	3485	340	400	125	32	METMM126BL4035	€	874,38	<b>1.058,00</b>
<i>sans bord</i>	MM126SL.40.35									METMM126SL4035			
M125/40L	MM126BL.40.40	2290	2750	3435	3985	340	400	125	36,5	METMM126BL4040	€	941,32	<b>1.139,00</b>
<i>sans bord</i>	MM126SL.40.40									METMM126SL4040			
M125/45L	MM126BL.40.45	1965	2290	2750	4485	340	400	125	40,5	METMM126BL4045	€	1.026,45	<b>1.242,00</b>
<i>sans bord</i>	MM126SL.40.45									METMM126SL4045			
M125/50L	MM126BL.40.50	1720	1965	2290	4985	340	400	125	45	METMM126BL4050	€	1.206,61	<b>1.460,00</b>
<i>sans bord</i>	MM126SL.40.50									METMM126SL4050			



Rampes en aluminium - max. 7000kg (prix par pièce)

Code de commande € TVA Excl. € TVA Incl.

Modèle	Item code	Charge util/pair (kg) /empattement (mm)			L	A	B	H	KG/pièce				
		1000	1500	2000									
<b>Largeur minimale / maximale de la roue ou de la chenille: 200 / 320 mm</b>													
M140/25	MM141BL.40.25	5540	<b>7000</b>	<b>7000</b>	2500	340	400	140	27,5	METMM141BL4025	€	840,50	<b>1.017,00</b>
<i>sans bord</i>	MM141SL.40.25									METMM141SL4025			
M140/30	MM141BL.40.30	4155	5540	<b>7000</b>	3000	340	400	140	32,5	METMM141BL4030	€	941,32	<b>1.139,00</b>
<i>sans bord</i>	MM141SL.40.30									METMM141SL4030			
M140/35	MM141BL.40.35	3325	4155	5540	3500	340	400	140	35	METMM141BL4035	€	978,51	<b>1.184,00</b>
<i>sans bord</i>	MM141SL.40.35									METMM141SL4035			
M140/40	MM141BL.40.40	2770	3325	4155	4000	340	400	140	40	METMM141BL4040	€	1.051,24	<b>1.272,00</b>
<i>sans bord</i>	MM141SL.40.40									METMM141SL4040			
M140/45	MM141BL.40.45	2375	2770	3325	4500	340	400	140	44,5	METMM141BL4045	€	1.118,18	<b>1.353,00</b>
<i>sans bord</i>	MM141SL.40.45									METMM141SL4045			
M140/50	MM141BL.40.50	2080	2375	2770	5000	340	400	140	49	METMM141BL4050	€	1.256,20	<b>1.520,00</b>
<i>sans bord</i>	MM141SL.40.50									METMM141SL4050			
<b>Largeur minimale / maximale de la roue ou de la chenille: 200 / 380 mm</b>													
M140/25L	MM141BL.46.25	5540	<b>7000</b>	<b>7000</b>	2500	420	460	140	29,5	METMM141BL4625	€	870,25	<b>1.053,00</b>
<i>sans bord</i>	MM141SL.46.25									METMM141SL4625			
M140/30L	MM141BL.46.30	4155	5540	<b>7000</b>	3000	420	460	140	35,5	METMM141BL4630	€	985,95	<b>1.193,00</b>
<i>sans bord</i>	MM141SL.46.30									METMM141SL4630			
M140/35L	MM141BL.46.35	3325	4155	5540	3500	420	460	140	38	METMM141BL4635	€	1.023,14	<b>1.238,00</b>
<i>sans bord</i>	MM141SL.46.35									METMM141SL4635			
M140/40L	MM141BL.46.40	2770	3325	4155	4000	420	460	140	43	METMM141BL4640	€	1.095,87	<b>1.326,00</b>
<i>sans bord</i>	MM141SL.46.40									METMM141SL4640			
M140/45L	MM141BL.46.45	2375	2770	3325	4500	420	460	140	48	METMM141BL4645	€	1.223,97	<b>1.481,00</b>
<i>sans bord</i>	MM141SL.46.45									METMM141SL4645			
M140/50L	MM141BL.46.50	2080	2375	2770	5000	420	460	140	53	METMM141BL4650	€	1.351,24	<b>1.635,00</b>
<i>sans bord</i>	MM141SL.46.50									METMM141SL4650			

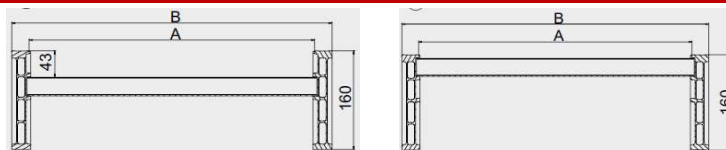

**Rampes en aluminium - max. 8000kg (prix par pièce)**

Code de commande

€ TVA Excl.

€ TVA Incl.

Modèle	Item code	Charge util/pair (kg) /empattement (mm)			L	A	B	H	KG/pièce					
		1000	1500	2000										
<b>Largeur minimale / maximale de la roue ou de la chenille: 200 / 320 mm</b>														
M150/25	MM151BL.40.25	6870	<b>8000</b>	<b>8000</b>	2500	340	400	150	29,5		METMM151BL4025	€	870,25	<b>1.053,00</b>
<i>sans bord</i>	MM151SL.40.25										METMM151SL4025			
M150/30	MM151BL.40.30	5150	6870	<b>8000</b>	3000	340	400	150	35		METMM151BL4030	€	978,51	<b>1.184,00</b>
<i>sans bord</i>	MM151SL.40.30										METMM151SL4030			
M150/35	MM151BL.40.35	4120	5150	6870	3500	340	400	150	40,5		METMM151BL4035	€	1.058,68	<b>1.281,00</b>
<i>sans bord</i>	MM151SL.40.35										METMM151SL4035			
M150/40	MM151BL.40.40	3435	4120	5150	4000	340	400	150	43,5		METMM151BL4040	€	1.103,31	<b>1.335,00</b>
<i>sans bord</i>	MM151SL.40.40										METMM151SL4040			
M150/45	MM151BL.40.45	2945	3435	4120	4500	340	400	150	48		METMM151BL4045	€	1.223,97	<b>1.481,00</b>
<i>sans bord</i>	MM151SL.40.45										METMM151SL4045			
M150/50	MM151BL.40.50	2575	2945	3435	5000	340	400	150	53,5		METMM151BL4050	€	1.357,85	<b>1.643,00</b>
<i>sans bord</i>	MM151SL.40.50										METMM151SL4050			
<b>Largeur minimale / maximale de la roue ou de la chenille: 200 / 380 mm</b>														
M150/25L	MM151BL.46.25	6870	<b>8000</b>	<b>8000</b>	2500	400	460	150	32		METMM151BL4625	€	933,88	<b>1.130,00</b>
<i>sans bord</i>	MM151SL.46.25										METMM151SL4625			
M150/30L	MM151BL.46.30	5150	6870	<b>8000</b>	3000	400	460	150	38		METMM151BL4630	€	1.023,14	<b>1.238,00</b>
<i>sans bord</i>	MM151SL.46.30										METMM151SL4630			
M150/35L	MM151BL.46.35	4120	5150	6870	3500	400	460	150	43,5		METMM151BL4635	€	1.103,31	<b>1.335,00</b>
<i>sans bord</i>	MM151SL.46.35										METMM151SL4635			
M150/40L	MM151BL.46.40	3435	4120	5150	4000	400	460	150	46,5		METMM151BL4640	€	1.147,93	<b>1.389,00</b>
<i>sans bord</i>	MM151SL.46.40										METMM151SL4640			
M150/45L	MM151BL.46.45	2945	3435	4120	4500	400	460	150	51,5		METMM151BL4645	€	1.274,38	<b>1.542,00</b>
<i>sans bord</i>	MM151SL.46.45										METMM151SL4645			
M150/50L	MM151BL.46.50	2575	2945	3435	5000	400	460	150	57,5		METMM151BL4650	€	1.417,36	<b>1.715,00</b>
<i>sans bord</i>	MM151SL.46.50										METMM151SL4650			


**Rampes en aluminium - max. 9000kg (prix par pièce)**

Code de commande



€ TVA Excl.

€ TVA Incl.

Modèle	Item code	Charge util/pair (kg) /empattement (mm)			L	A	B	H	KG/pièce				
		1000	1500	2000									
<b>Largeur minimale / maximale de la roue ou de la chenille: 200 / 380 mm</b>													
M160/25	MM160BL46.25	8430	9000	9000	2500	400	460	160	34,5	METMM160BL4625	€	971,07	<b>1.175,00</b>
<i>sans bord</i>	MM160SL46.25									METMM160SL4625			
M160/30	MM160BL46.30	6320	8430	9000	3000	400	460	160	40,5	METMM160BL4630	€	1.102,48	<b>1.334,00</b>
<i>sans bord</i>	MM160SL46.30									METMM160SL4630			
M160/35	MM160BL46.35	5060	6320	8430	3500	400	460	160	47	METMM160BL4635	€	1.191,74	<b>1.442,00</b>
<i>sans bord</i>	MM160SL46.35									METMM160SL4635			
M160/40	MM160BL46.40	4210	5060	6320	4000	400	460	160	53	METMM160BL4640	€	1.279,34	<b>1.548,00</b>
<i>sans bord</i>	MM160SL46.40									METMM160SL4640			
M160/45	MM160BL46.45	3610	4210	5060	4500	400	460	160	59,5	METMM160BL4645	€	1.464,46	<b>1.772,00</b>
<i>sans bord</i>	MM160SL46.45									METMM160SL4645			
M160/50	MM160BL46.50	3160	3610	4210	5000	400	460	160	65,5	METMM160BL4650	€	1.571,07	<b>1.901,00</b>
<i>sans bord</i>	MM160SL46.50									METMM160SL4650			
<b>Largeur minimale / maximale de la roue ou de la chenille: 200 / 430 mm</b>													
M160/25L	MM160BL.51.25	8430	9000	9000	2500	450	510	160	36,5	METMM160BL5125	€	1.000,83	<b>1.211,00</b>
<i>sans bord</i>	MM160SL.51.25									METMM160SL5125			
M160/30L	MM160BL.51.30	6320	8430	9000	3000	450	510	160	43	METMM160BL5130	€	1.132,23	<b>1.370,00</b>
<i>sans bord</i>	MM160SL.51.30									METMM160SL5130			
M160/35L	MM160BL.51.35	5060	6320	8430	3500	450	510	160	49,5	METMM160BL5135	€	1.227,27	<b>1.485,00</b>
<i>sans bord</i>	MM160SL.51.35									METMM160SL5135			
M160/40L	MM160BL.51.40	4210	5060	6320	4000	450	510	160	56	METMM160BL5140	€	1.357,85	<b>1.643,00</b>
<i>sans bord</i>	MM160SL.51.40									METMM160SL5140			
M160/45L	MM160BL.51.45	3610	4210	5060	4500	450	510	160	62,5	METMM160BL5145	€	1.509,09	<b>1.826,00</b>
<i>sans bord</i>	MM160SL.51.45									METMM160SL5145			
M160/50L	MM160BL.51.50	3160	3610	4210	5000	450	510	160	69	METMM160BL5150	€	1.640,50	<b>1.985,00</b>
<i>sans bord</i>	MM160SL.51.50									METMM160SL5150			

**Rampes en aluminium - max. 10000kg (prix par pièce)**

Modèle	Item code	Charge util/pair (kg) /empattement (mm)			L	A	B	H	KG/pièce	Code de commande	€ TVA Excl.	€ TVA Incl.
		1000	1500	2000								
<b>Largeur minimale / maximale de la roue ou de la chenille: 200 / 430 mm</b>												
M170/25	MM171BL51.25	9600	<b>10000</b>	<b>10000</b>	2500	450	510	170	38	METMM171BL5125	€ 1.100,83	<b>1.332,00</b>
<i>sans bord</i>	MM171SL51.25									METMM171BL5125		
M170/30	MM171BL51.30	7200	9600	<b>10000</b>	3000	450	510	170	44,5	METMM171BL5130	€ 1.206,61	<b>1.460,00</b>
<i>sans bord</i>	MM171SL51.30									METMM171SL5130		
M170/35	MM171BL51.35	5760	7200	9600	3500	450	510	170	51,5	METMM171BL5135	€ 1.336,36	<b>1.617,00</b>
<i>sans bord</i>	MM171SL51.35									METMM171SL5135		
M170/40	MM171BL51.40	4800	5760	7200	4000	450	510	170	57,5	METMM171BL5140	€ 1.492,56	<b>1.806,00</b>
<i>sans bord</i>	MM171SL51.40									METMM171SL5140		
M170/45	MM171BL51.45	4110	4800	5760	4500	450	510	170	65	METMM171BL5145	€ 1.588,43	<b>1.922,00</b>
<i>sans bord</i>	MM171SL51.45									METMM171SL5145		
M170/50	MM171BL51.50	3600	4110	4800	5000	450	510	170	72	METMM171BL5150	€ 1.799,17	<b>2.177,00</b>
<i>sans bord</i>	MM171SL51.50									METMM171SL5150		
M170/55	MM171BL51.55	3200	3600	4110	5500	450	510	170	78	METMM171BL5155	€ 2.081,82	<b>2.519,00</b>
<i>sans bord</i>	MM171SL51.55									METMM171SL5155		

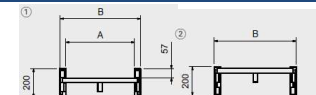

**Rampes en aluminium - max. 12000kg (prix par pièce)**

Modèle	Item code	Charge util/pair (kg) /empattement (mm)			L	A	B	H	KG/pièce	Code de commande	€ TVA Excl.	€ TVA Incl.
		1000	1500	2000								
<b>Largeur minimale / maximale de la roue ou de la chenille: 200 / 430 mm</b>												
M185/25	MM186BL51.25	<b>12000</b>	<b>12000</b>	<b>12000</b>	2462	450	510	185	44	METMM186BL5125	€ 1.177,69	<b>1.425,00</b>
<i>sans bord</i>	MM186SL51.25									METMM186SL5125		
M185/30	MM186BL51.30	8870	<b>12000</b>	<b>12000</b>	2962	450	510	185	52,5	METMM186BL5130	€ 1.343,80	<b>1.626,00</b>
<i>sans bord</i>	MM186SL51.30									METMM186SL5130		
M185/35	MM186BL51.35	7100	8870	<b>12000</b>	3562	450	510	185	61	METMM186BL5135	€ 1.509,92	<b>1.827,00</b>
<i>sans bord</i>	MM186SL51.35									METMM186SL5135		
M185/40	MM186BL51.40	5910	7100	8870	3962	450	510	185	63,5	METMM186BL5140	€ 1.590,91	<b>1.925,00</b>
<i>sans bord</i>	MM186SL51.40									METMM186SL5140		
M185/45	MM186BL51.45	5070	5910	7100	4462	450	510	185	71	METMM186BL5145	€ 1.716,53	<b>2.077,00</b>
<i>sans bord</i>	MM186SL51.45									METMM186SL5145		
M185/50	MM186BL51.50	4430	5070	5910	4962	450	510	185	77,5	METMM186BL5150	€ 1.885,95	<b>2.282,00</b>
<i>sans bord</i>	MM186SL51.50									METMM186SL5150		
M185/55	MM186BL51.55	3940	4430	5070	5462	450	510	185	86	METMM186BL5155	€ 2.254,55	<b>2.728,00</b>
<i>sans bord</i>	MM186SL51.55									METMM186SL5155		

**Rampes en aluminium - max. 14000kg (prix par pièce)**

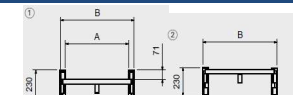
Code de commande    € TVA Excl.    € TVA Incl.

Modèle	Item code	Charge util/pair (kg) /empattement (mm)			L	A	B	H	KG/pièce		
		1000	1500	2000							
<b>Largeur minimale / maximale de la roue ou de la chenille: 300 / 480 mm</b>											
M200/25	MM201BL58.25	<b>14000</b>	<b>14000</b>	<b>14000</b>	2462	500	580	200	51	METMM201BL5825	€ 1.385,12 <b>1.676,00</b>
<i>sans bord</i>	MM201SL58.25									METMM201SL5825	
M200/30	MM201BL58.30	10620	<b>14000</b>	<b>14000</b>	2962	500	580	200	61	METMM201BL5830	€ 1.609,92 <b>1.948,00</b>
<i>sans bord</i>	MM201SL58.30									METMM201SL5830	
M200/35	MM201BL58.35	8500	10620	<b>14000</b>	3562	500	580	200	70,5	METMM201BL5835	€ 1.744,63 <b>2.111,00</b>
<i>sans bord</i>	MM201SL58.35									METMM201SL5835	
M200/40	MM201BL58.40	7080	8500	10620	3962	500	580	200	80,5	METMM201BL5840	€ 1.887,60 <b>2.284,00</b>
<i>sans bord</i>	MM201SL58.40									METMM201SL5840	
M200/45	MM201BL58.45	6070	7080	8500	4462	500	580	200	90	METMM201BL5845	€ 2.068,60 <b>2.503,00</b>
<i>sans bord</i>	MM201SL58.45									METMM201SL5845	
M200/50	MM201BL58.50	5310	6070	7080	4962	500	580	200	91,5	METMM201BL5850	€ 2.188,43 <b>2.648,00</b>
<i>sans bord</i>	MM201SL58.50									METMM201SL5850	
M200/55	MM201BL58.55	4720	5310	6070	5462	500	580	200	100,5	METMM201BL5855	€ 2.480,99 <b>3.002,00</b>
<i>sans bord</i>	MM201SL58.55									METMM201SL5855	


**Rampes en aluminium - max. 16000kg (prix par pièce)**

Code de commande    € TVA Excl.    € TVA Incl.

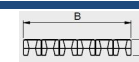
Modèle	Item code	Charge util/pair (kg) /empattement (mm)			L	A	B	H	KG/pièce		
		1000	1500	2000							
<b>Largeur minimale / maximale de la roue ou de la chenille: 300 / 480 mm</b>											
M230/25	MM231BL58.25	<b>16000</b>	<b>16000</b>	<b>16000</b>	2462	500	580	230	55,5	METMM231BL5825	€ 1.610,74 <b>1.949,00</b>
<i>sans bord</i>	MM231SL58.25									METMM231SL5825	
M230/30	MM231BL58.30	15010	<b>16000</b>	<b>16000</b>	2962	500	580	230	66,5	METMM231BL5830	€ 1.768,60 <b>2.140,00</b>
<i>sans bord</i>	MM231SL58.30									METMM231SL5830	
M230/35	MM231BL58.35	12000	15010	<b>16000</b>	3562	500	580	230	77	METMM231BL5835	€ 1.918,18 <b>2.321,00</b>
<i>sans bord</i>	MM231SL58.35									METMM231SL5835	
M230/40	MM231BL58.40	10000	12000	15010	3962	500	580	230	88	METMM231BL5840	€ 2.101,65 <b>2.543,00</b>
<i>sans bord</i>	MM231SL58.40									METMM231SL5840	
M230/45	MM231BL58.45	8570	10000	12000	4462	500	580	230	99	METMM231BL5845	€ 2.277,69 <b>2.756,00</b>
<i>sans bord</i>	MM231SL58.45									METMM231SL5845	
M230/50	MM231BL58.50	7500	8570	10000	4962	500	580	230	109,5	METMM231BL5850	€ 2.498,35 <b>3.023,00</b>
<i>sans bord</i>	MM231SL58.50									METMM231SL5850	
M230/55	MM231BL58.55	6670	7500	8570	5462	500	580	230	120,5	METMM231BL5855	€ 2.887,60 <b>3.494,00</b>
<i>sans bord</i>	MM231SL58.55									METMM231SL5855	



Rampes en aluminium - revêtement en tôle quintette - max. 17.500kg (prix par pièce)

Code de commande € TVA Excl. € TVA Incl.


Modèle	Item code	Charge util/pair (kg) /empattement (mm)			L	B	H	KG/pièce			
		1500	1750	2000							
M120S/3/20LAL	MM120SL.36.20	13200	13200	13200	2000	360	120	40,5	METMM120SL3620	€ 1.605,79	<b>1.943,00</b>
M120S/3/25LAL	MM120SL.36.25	13200	13200	13200	2500	360	120	50	METMM120SL3625	€ 1.845,45	<b>2.233,00</b>
M120S/3/30LAL	MM120SL.36.30	9574	11489	13200	3000	360	120	59,5	METMM120SL3630	€ 2.031,40	<b>2.458,00</b>
M120S/3/35LAL	MM120SL.36.35	7181	8207	9574	3500	360	120	68,5	METMM120SL3635	€ 2.217,36	<b>2.683,00</b>
M120S/3/40LAL	MM120SL.36.40	5744	6383	7181	4000	360	120	78	METMM120SL3640	€ 2.395,87	<b>2.899,00</b>
M120S/3/45LAL	MM120SL.36.45	4787	5222	5744	4500	360	120	87,5	METMM120SL3645	€ 2.634,71	<b>3.188,00</b>
M120S/3/50LAL	MM120SL.36.50	4103	4419	4787	5000	360	120	97	METMM120SL3650	€ 2.927,27	<b>3.542,00</b>
M120S/3/55LAL	MM120SL.36.55	3590	3829	4103	5500	360	120	106,5	METMM120SL3655	€ 3.221,49	<b>3.898,00</b>
M120S/4/20LAL	MM120SL.48.20	<b>17500</b>	<b>17500</b>	<b>17500</b>	2000	480	120	54	METMM120SL4820	€ 1.880,17	<b>2.275,00</b>
M120S/4/25LAL	MM120SL.48.25	<b>17500</b>	<b>17500</b>	<b>17500</b>	2500	480	120	66,5	METMM120SL4825	€ 2.185,95	<b>2.645,00</b>
M120S/4/30LAL	MM120SL.48.30	12766	15319	<b>17500</b>	3000	480	120	79	METMM120SL4830	€ 2.431,40	<b>2.942,00</b>
M120S/4/35LAL	MM120SL.48.35	9574	10942	12766	3500	480	120	91,5	METMM120SL4835	€ 2.676,03	<b>3.238,00</b>
M120S/4/40LAL	MM120SL.48.40	7659	8511	9574	4000	480	120	104	METMM120SL4840	€ 2.921,49	<b>3.535,00</b>
M120S/4/45LAL	MM120SL.48.45	6383	6963	7659	4500	480	120	117	METMM120SL4845	€ 3.221,49	<b>3.898,00</b>
M120S/4/50LAL	MM120SL.48.50	5471	5892	6383	5000	480	120	129,5	METMM120SL4850	€ 3.573,55	<b>4.324,00</b>
M120S/4/55LAL	MM120SL.48.55	4787	5106	5471	5500	480	120	142	METMM120SL4855	€ 3.969,42	<b>4.803,00</b>



Rampes en aluminium - revêtement en tôle quintette - max. 26.300kg (prix par pièce)

Code de commande € TVA Excl. € TVA Incl.

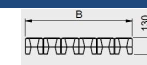
Modèle	Item code	Charge util/pair (kg) /empattement (mm)			L	B	H	KG/pièce			
		1500	1750	2000							
M120S/5/20LAL	MM120SL.60.20	21700	21700	21700	2000	600	120	67,5	METMM120SL6020	€ 2.160,33	<b>2.614,00</b>
M120S/5/25LAL	MM120SL.60.25	21700	21700	21700	2500	600	120	83	METMM120SL6025	€ 2.519,83	<b>3.049,00</b>
M120S/5/30LAL	MM120SL.60.30	15958	19149	21700	3000	600	120	99	METMM120SL6030	€ 2.911,57	<b>3.523,00</b>
M120S/5/35LAL	MM120SL.60.35	11968	13678	15958	3500	600	120	114,5	METMM120SL6035	€ 3.216,53	<b>3.892,00</b>
M120S/5/40LAL	MM120SL.60.40	9574	10638	11968	4000	600	120	130	METMM120SL6040	€ 3.528,93	<b>4.270,00</b>
M120S/5/45LAL	MM120SL.60.45	7979	8704	9574	4500	600	120	146	METMM120SL6045	€ 3.833,88	<b>4.639,00</b>
M120S/5/50LAL	MM120SL.60.50	6839	7365	7979	5000	600	120	161,5	METMM120SL6050	€ 4.225,62	<b>5.113,00</b>
M120S/5/55LAL	MM120SL.60.55	5984	6383	6839	5500	600	120	177,5	METMM120SL6055	€ 4.638,84	<b>5.613,00</b>
M120S/6/20LAL	MM120SL.72.20	<b>26300</b>	<b>26300</b>	<b>26300</b>	2000	720	120	81	METMM120SL7220	€ 2.433,88	<b>2.945,00</b>
M120S/6/25LAL	MM120SL.72.25	<b>26300</b>	<b>26300</b>	<b>26300</b>	2500	720	120	100	METMM120SL7225	€ 2.859,50	<b>3.460,00</b>
M120S/6/30LAL	MM120SL.72.30	19149	22979	<b>26300</b>	3000	720	120	118,5	METMM120SL7230	€ 3.312,40	<b>4.008,00</b>
M120S/6/35LAL	MM120SL.72.35	14362	16414	19149	3500	720	120	137,5	METMM120SL7235	€ 3.764,46	<b>4.555,00</b>
M120S/6/40LAL	MM120SL.72.40	11489	12766	14362	4000	720	120	156	METMM120SL7240	€ 4.155,37	<b>5.028,00</b>
M120S/6/45LAL	MM120SL.72.45	9574	10445	11489	4500	720	120	175	METMM120SL7245	€ 4.527,27	<b>5.478,00</b>
M120S/6/50LAL	MM120SL.72.50	8207	8838	9574	5000	720	120	194	METMM120SL7250	€ 4.899,17	<b>5.928,00</b>
M120S/6/55LAL	MM120SL.72.55	7181	7659	8207	5500	720	120	213	METMM120SL7255	€ 5.350,41	<b>6.474,00</b>



**Rampes en aluminium - revêtement en caoutchouc - max. 17.500kg (prix par pièce)**

Code de commande    € TVA Excl.    € TVA Incl.

Modèle	Item code	Charge util/pair (kg) /empattement (mm)			L	B	H	KG/pièce				
		1500	1750	2000								
M120S/3/20LR	MM121SL.36.20	13200	13200	13200	2000	360	120	49	METMM121SL3620	€	1.497,52	<b>1.812,00</b>
M120S/3/25LR	MM121SL.36.25	13200	13200	13200	2500	360	120	61	METMM121SL3625	€	1.711,57	<b>2.071,00</b>
M120S/3/30LR	MM121SL.36.30	9574	11489	13200	3000	360	120	73	METMM121SL3630	€	1.923,14	<b>2.327,00</b>
M120S/3/35LR	MM121SL.36.35	7181	8207	9574	3500	360	120	84,5	METMM121SL3635	€	2.242,98	<b>2.714,00</b>
M120S/3/40LR	MM121SL.36.40	5744	6383	7181	4000	360	120	96,5	METMM121SL3640	€	2.555,37	<b>3.092,00</b>
M120S/3/45LR	MM121SL.36.45	4787	5222	5744	4500	360	120	108,5	METMM121SL3645	€	2.875,21	<b>3.479,00</b>
M120S/3/50LR	MM121SL.36.50	4103	4419	4787	5000	360	120	120	METMM121SL3650	€	3.195,87	<b>3.867,00</b>
M120S/3/55LR	MM121SL.36.55	3590	3829	4103	5500	360	120	132	METMM121SL3655	€	3.515,70	<b>4.254,00</b>
M120S/4/20LR	MM121SL.48.20	<b>17500</b>	<b>17500</b>	<b>17500</b>	2000	480	120	65,5	METMM121SL4820	€	1.808,26	<b>2.188,00</b>
M120S/4/25LR	MM121SL.48.25	<b>17500</b>	<b>17500</b>	<b>17500</b>	2500	480	120	81	METMM121SL4825	€	2.096,69	<b>2.537,00</b>
M120S/4/30LR	MM121SL.48.30	12766	15319	<b>17500</b>	3000	480	120	97	METMM121SL4830	€	2.376,86	<b>2.876,00</b>
M120S/4/35LR	MM121SL.48.35	9574	10942	12766	3500	480	120	113	METMM121SL4835	€	2.766,12	<b>3.347,00</b>
M120S/4/40LR	MM121SL.48.40	7659	8511	9574	4000	480	120	128,5	METMM121SL4840	€	3.154,55	<b>3.817,00</b>
M120S/4/45LR	MM121SL.48.45	6383	6963	7659	4500	480	120	144,5	METMM121SL4845	€	3.542,98	<b>4.287,00</b>
M120S/4/50LR	MM121SL.48.50	5471	5892	6383	5000	480	120	160	METMM121SL4850	€	3.930,58	<b>4.756,00</b>
M120S/4/55LR	MM121SL.48.55	4787	5106	5471	5500	480	120	176	METMM121SL4855	€	4.361,98	<b>5.278,00</b>

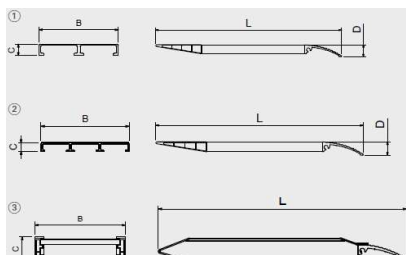


**Rampes en aluminium - revêtement en caoutchouc - max. 26.300kg (prix par pièce)**

Code de commande    € TVA Excl.    € TVA Incl.

Modèle	Item code	Charge util/pair (kg) /empattement (mm)			L	B	H	KG/pièce				
		1500	1750	2000								
M120S/5/20LR	MM121SL.60.20	21700	21700	21700	2000	600	120	81,5	METMM121SL6020	€	2.125,62	<b>2.572,00</b>
M120S/5/25LR	MM121SL.60.25	21700	21700	21700	2500	600	120	101,5	METMM121SL6025	€	2.475,21	<b>2.995,00</b>
M120S/5/30LR	MM121SL.60.30	15958	19149	21700	3000	600	120	121,5	METMM121SL6030	€	2.830,58	<b>3.425,00</b>
M120S/5/35LR	MM121SL.60.35	11968	13678	15958	3500	600	120	141	METMM121SL6035	€	3.288,43	<b>3.979,00</b>
M120S/5/40LR	MM121SL.60.40	9574	10638	11968	4000	600	120	160,5	METMM121SL6040	€	3.752,07	<b>4.540,00</b>
M120S/5/45LR	MM121SL.60.45	7979	8704	9574	4500	600	120	180,5	METMM121SL6045	€	4.209,92	<b>5.094,00</b>
M120S/5/50LR	MM121SL.60.50	6839	7365	7979	5000	600	120	200	METMM121SL6050	€	4.673,55	<b>5.655,00</b>
M120S/5/55LR	MM121SL.60.55	5984	6383	6839	5500	600	120	220	METMM121SL6055	€	5.129,75	<b>6.207,00</b>
M120S/6/20LR	MM121SL.72.20	<b>26300</b>	<b>26300</b>	<b>26300</b>	2000	720	120	98	METMM121SL7220	€	2.433,88	<b>2.945,00</b>
M120S/6/25LR	MM121SL.72.25	<b>26300</b>	<b>26300</b>	<b>26300</b>	2500	720	120	122	METMM121SL7225	€	2.859,50	<b>3.460,00</b>
M120S/6/30LR	MM121SL.72.30	19149	22979	<b>26300</b>	3000	720	120	145,5	METMM121SL7230	€	3.285,12	<b>3.975,00</b>
M120S/6/35LR	MM121SL.72.35	14362	16414	19149	3500	720	120	169,5	METMM121SL7235	€	3.818,18	<b>4.620,00</b>
M120S/6/40LR	MM121SL.72.40	11489	12766	14362	4000	720	120	192,5	METMM121SL7240	€	4.343,80	<b>5.256,00</b>
M120S/6/45LR	MM121SL.72.45	9574	10445	11489	4500	720	120	216,5	METMM121SL7245	€	4.876,03	<b>5.900,00</b>
M120S/6/50LR	MM121SL.72.50	8207	8838	9574	5000	720	120	240	METMM121SL7250	€	5.409,09	<b>6.545,00</b>
M120S/6/55LR	MM121SL.72.55	7181	7659	8207	5500	720	120	264	METMM121SL7255	€	5.940,50	<b>7.188,00</b>





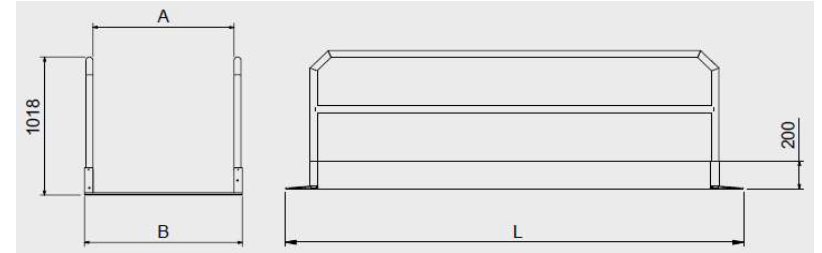
1. Modèle B2
2. Modèle B3
3. Modèle M080



Rampes en aluminium - short line - max. 7.500kg (prix par pièce)

Code de commande    € TVA Excl.    € TVA Incl.

Modèle	Item code	Capacité/pair (kg)	L	B	C	D	Min/max haut.ch.	KG/pièce				
M040B2/05SHF	MM500SL.21.05	1250	500	215	40	55	120/150	3	METMM500SL2105	€	161,16	<b>195,00</b>
M040B2/08SHF	MM500SL.21.08	1250	800	215	40	55	160/180	4	METMM500SL2108	€	185,12	<b>224,00</b>
M040B3/05SHF	MM500SL.31.05	2000	500	315	40	55	120/150	4	METMM500SL3105	€	185,95	<b>225,00</b>
M040B3/08SHF	MM500SL.31.08	2000	800	315	40	55	160/180	6	METMM500SL3108	€	224,79	<b>272,00</b>
M065/05SH	MM501SL.30.05	3000	495	300	65	67	120/150	3,5	METMM501SL3005	€	261,98	<b>317,00</b>
M065/08SH	MM501SL.30.08	3000	795	300	65	67	160/180	5	METMM501SL3008	€	301,65	<b>365,00</b>
M140/10SH	MM501SL.50.10	<b>7500</b>	1000	510	140	140	170/210	14,5	METMM501SL5010	€	472,73	<b>572,00</b>
M150/12SH	MM501SL.50.12	<b>7500</b>	1250	510	150	150	220/260	19	METMM501SL5012	€	554,55	<b>671,00</b>
M150/15SH	MM501SL.50.15	<b>7500</b>	1500	510	150	150	270/310	22	METMM501SL5015	€	614,88	<b>744,00</b>
M150/17SH	MM501SL.50.17	<b>7500</b>	1750	510	150	150	320/360	25	METMM501SL5017	€	819,83	<b>992,00</b>
M165/20SH	MM501SL.50.20	<b>7500</b>	2000	510	160	160	370/400	30	METMM501SL5020	€	943,80	<b>1.142,00</b>



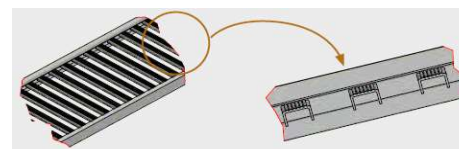
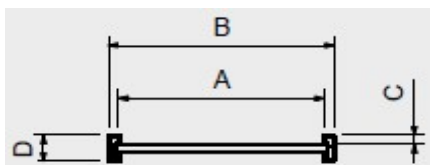
Passerelles en aluminium pour véhicules - de mains courantes pliables - max. 4.500kg (prix par pièce)

Code de commande    € TVA Excl.    € TVA Incl.

Modèle	Item code	Capacité/pièce (kg)		L	A	B	Max. largeur terrassement	KG/pièce	Code de commande	€ TVA Excl.	€ TVA Incl.
		Largeur: Véhicule 750mm Empattement 1000mm	Largeur: Véhicule 900mm Empattement 750mm								
MP12/10	MM300B0.10.12	3000	<b>4500</b>	1260	1000	1120	600	37	METMM300B01012	€ 1.624,79	<b>1.966,00</b>
MP16/10	MM300B0.10.16	3000	<b>4500</b>	1660	1000	1120	1000	47	METMM300B01016	€ 1.766,12	<b>2.137,00</b>
MP22/10	MM300B0.10.22	3000	<b>4500</b>	2260	1000	1120	1600	62	METMM300B01022	€ 2.036,36	<b>2.464,00</b>
MP26/10	MM300B0.10.26	3000	3514	2660	1000	1120	2000	72	METMM300B01026	€ 2.177,69	<b>2.635,00</b>
MP32/10	MM300B0.10.32	2746	2375	3255	1000	1120	2600	87	METMM300B01032	€ 2.554,55	<b>3.091,00</b>
MP40/10	MM300B0.10.40	1830	1658	4055	1000	1120	3400	107	METMM300B01040	€ 3.052,89	<b>3.694,00</b>
MP50/10	MM300B0.10.50	1292	1204	5055	1000	1120	4400	132	METMM300B01050	€ 3.519,01	<b>4.258,00</b>
MP60/10	MM300B0.10.60	998	945	6055	1000	1120	5400	157	METMM300B01060	€ 4.195,87	<b>5.077,00</b>
MP12/12	MM300B0.12.12	1500	1432	1260	1250	1370	600	41	METMM300B01212	€ 1.681,82	<b>2.035,00</b>
MP16/12	MM300B0.12.16	1500	1432	1660	1250	1370	1000	52	METMM300B01216	€ 1.838,02	<b>2.224,00</b>
MP22/12	MM300B0.12.22	1500	1432	2260	1250	1370	1600	70	METMM300B01222	€ 2.150,41	<b>2.602,00</b>
MP26/12	MM300B0.12.26	1500	1432	2660	1250	1370	2000	81	METMM300B01226	€ 2.306,61	<b>2.791,00</b>
MP32/12	MM300B0.12.32	1500	1432	3255	1250	1370	2600	98	METMM300B01232	€ 2.710,74	<b>3.280,00</b>
MP40/12	MM300B0.12.40	1500	1432	4055	1250	1370	3400	121	METMM300B01240	€ 3.253,72	<b>3.937,00</b>
MP50/12	MM300B0.12.50	1292	1204	5055	1250	1370	4400	149	METMM300B01250	€ 3.814,05	<b>4.615,00</b>
MP60/12	MM300B0.12.60	998	945	6055	1250	1370	5400	178	METMM300B01260	€ 4.550,41	<b>5.506,00</b>

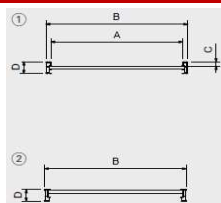
**Passerelles en aluminium pour piétons - de mains courantes pliables - max. 400kg/m<sup>2</sup> (prix par pièce)**

Modèle	Item code	Capacité/pièce (kg/m <sup>2</sup> )	L	A	B	Max. largeur terrassement	KG/pièce	Code de commande	€ TVA Excl.	€ TVA Incl.
MPP12/10	MM350B0.10.12	400	1260	1000	1120	600	34	METMM350B01012	€ 1.582,64	<b>1.915,00</b>
MPP16/10	MM350B0.10.16	400	1660	1000	1120	1000	43	METMM350B01016	€ 1.709,09	<b>2.068,00</b>
MPP22/10	MM350B0.10.22	400	2260	1000	1120	1600	56	METMM350B01022	€ 1.949,59	<b>2.359,00</b>
MPP26/10	MM350B0.10.26	400	2660	1000	1120	2000	64	METMM350B01026	€ 2.063,64	<b>2.497,00</b>
MPP32/10	MM350B0.10.32	400	3255	1000	1120	2600	77	METMM350B01032	€ 2.410,74	<b>2.917,00</b>
MPP40/10	MM350B0.10.40	400	4055	1000	1120	3400	94	METMM350B01040	€ 2.866,94	<b>3.469,00</b>
MPP50/10	MM350B0.10.50	400	5055	1000	1120	4400	115	METMM350B01050	€ 3.276,03	<b>3.964,00</b>
MPP60/10	MM350B0.10.60	400	6055	1000	1120	5400	136	METMM350B01060	€ 3.895,87	<b>4.714,00</b>




**Rampes fumier en aluminium - max. 300kg (prix par pièce)**

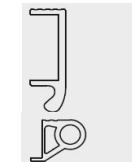
Modèle	Item code	Capacité/pièce (kg)	L	A	B	C	D	KG/pièce	Code de commande	€ TVA Excl.	€ TVA Incl.
M055P/30	MM451B0.56.30	300	3000	500	560	28,5	55	17	METMM451B05630	€ 736,36	<b>891,00</b>
M055P/40	MM451B0.56.40	300	4000	500	560	28,5	55	22	METMM451B05640	€ 914,88	<b>1.107,00</b>
M065P/50	MM451B0.56.50	300	5000	500	560	28,5	55	30	METMM451B05650	€ 1.138,02	<b>1.377,00</b>
M065P/57	MM451B0.56.57	300	5700	500	560	28,5	55	34	METMM451B05657	€ 1.301,65	<b>1.575,00</b>



1. Avec bord



Tête standard  
Tête L350  
(sur demande)  
Tête a/ crochet



Tête a/ appui  
(sur demande)  
Tête a/ tube  
(sur demande)

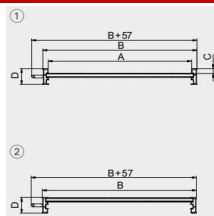
Rampes large pour application logistique en aluminium - max. 1000kg (prix par pièce)

Code de commande

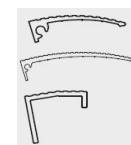
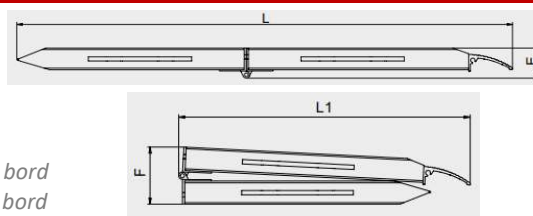
€ TVA Excl.

€ TVA Incl.

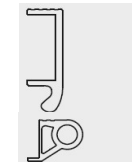
Modèle	Item code	Capacité (kg) met 1000mm Empattement	L	A	B	C	D	E	KG/pièce				
MPC1800.750.1000	MM402BL.07.18	<b>1000</b>	1791	690	750	29	65	76	21	METMM402BL0718	€	793,39	<b>960,00</b>
<i>sans bord</i>	MM402SL.07.18							65					
MPC2000.750.1000	MM402BL.07.20	<b>1000</b>	1991	690	750	29	65	76	24	METMM402BL0720	€	944,63	<b>1.143,00</b>
<i>sans bord</i>	MM402SL.07.20							65					
MPC2400.750.1000	MM402BL.07.24	<b>1000</b>	2391	690	750	29	85	86	29	METMM402BL0724	€	1.016,53	<b>1.230,00</b>
<i>sans bord</i>	MM402SL.07.24							85					
MPC2600.750.1000	MM402BL.07.26	<b>1000</b>	2591	690	750	29	85	86	32	METMM402BL0726	€	1.165,29	<b>1.410,00</b>
<i>sans bord</i>	MM402SL.07.26							85					
MPC3000.750.1000	MM402BL.07.30	<b>1000</b>	2991	690	750	29	100	100	37	METMM402BL0730	€	1.237,19	<b>1.497,00</b>
<i>sans bord</i>	MM402SL.07.30							100					
MPC3600.750.1000	MM402BL.07.36	<b>1000</b>	3591	690	750	29	115	115	45	METMM402BL0736	€	1.460,33	<b>1.767,00</b>
<i>sans bord</i>	MM402SL.07.36							115					
MPC1800.1000.1000	MM402BL.10.18	<b>1000</b>	1791	940	1000	29	65	76	27	METMM402BL1018	€	986,78	<b>1.194,00</b>
<i>sans bord</i>	MM402SL.10.18							65					
MPC2000.1000.1000	MM402BL.10.20	<b>1000</b>	1991	940	1000	29	65	76	30	METMM402BL1020	€	1.031,40	<b>1.248,00</b>
<i>sans bord</i>	MM402SL.10.20							65					
MPC2400.1000.1000	MM402BL.10.24	<b>1000</b>	2391	940	1000	29	85	86	37	METMM402BL1024	€	1.130,58	<b>1.368,00</b>
<i>sans bord</i>	MM402SL.10.24							85					
MPC2600.1000.1000	MM402BL.10.26	<b>1000</b>	2591	940	1000	29	85	86	40	METMM402BL1026	€	1.279,34	<b>1.548,00</b>
<i>sans bord</i>	MM402SL.10.26							85					
MPC3000.1000.1000	MM402BL.10.30	<b>1000</b>	2991	940	1000	29	100	100	46	METMM402BL1030	€	1.366,12	<b>1.653,00</b>
<i>sans bord</i>	MM402SL.10.30							100					
MPC3600.1000.1000	MM402BL.10.36	<b>1000</b>	3591	940	1000	29	115	115	56	METMM402BL1036	€	1.617,36	<b>1.957,00</b>
<i>sans bord</i>	MM402SL.10.36							115					
MPC4000.1000.1000	MM402BL.10.40	<b>1000</b>	3991	940	1000	30	125	125	66	METMM402BL1040	€	1.761,16	<b>2.131,00</b>
<i>sans bord</i>	MM402SL.10.40							125					
MPC4400.1000.1000	MM402BL.10.44	<b>1000</b>	4391	940	1000	30	125	125	72	METMM402BL1044	€	1.845,45	<b>2.233,00</b>
<i>sans bord</i>	MM402SL.10.44							125					
MPC5000.1000.1000	MM402BL.10.50	<b>1000</b>	4991	940	1000	30	140	140	85	METMM402BL1050	€	2.138,02	<b>2.587,00</b>
<i>sans bord</i>	MM402SL.10.50							140					



1. Avec bord
2. Sans bord



Tête standard  
Tête L350  
(sur demande)  
Tête a/ crochet



Tête a/ appui  
(sur demande)

Tête a/ tube  
(sur demande)

**Rampes large pour application logistique en aluminium - max. 1000kg (prix par pièce)**

Art.nr.    € Excl. BTW    € Incl. BTW

Modèle	Item code	Capacité (kg) met 1000mm Empattement	L	L1	A	B	C	D	E	F	KG/pièce				
MPCI1800.750.1000(S)	MM403BL.07.18	<b>1000</b>	1812	986	690	750	29	85	116	207	31	METMM403BL0718	€	1.366,12	<b>1.653,00</b>
<i>sans bord</i>	MM403SL.07.18											METMM403SL0718			
MPCI2000.750.1000(S)	MM403BL.07.20	<b>1000</b>	2012	1051	690	750	29	85	116	207	33	METMM403BL0720	€	1.537,19	<b>1.860,00</b>
<i>sans bord</i>	MM403SL.07.20											METMM403SL0720			
MPCI2400.750.1000(S)	MM403BL.07.24	800	2412	1251	690	750	29	85	116	207	38	METMM403BL0724	€	1.681,82	<b>2.035,00</b>
<i>sans bord</i>	MM403SL.07.24											METMM403SL0724			
MPCI2600.750.1000(S)	MM403BL.07.26	700	2612	1386	690	750	29	85	116	207	40	METMM403BL0726	€	1.818,18	<b>2.200,00</b>
<i>sans bord</i>	MM403SL.07.26											METMM403SL0726			
MPCI3000.750.1000(S)	MM403BL.07.30	500	3012	1586	690	750	29	85	116	237	45	METMM403BL0730	€	1.996,69	<b>2.416,00</b>
<i>sans bord</i>	MM403SL.07.30											METMM403SL0730			
MPCI1800.1000.1000(S)	MM403BL.07.36	<b>1000</b>	1812	986	940	1000	29	85	116	207	39	METMM403BL1018	€	1.587,60	<b>1.921,00</b>
<i>sans bord</i>	MM403SL.07.36											METMM403SL1018			
MPCI2000.1000.1000(S)	MM403BL.10.18	<b>1000</b>	2012	1051	940	1000	29	85	116	207	42	METMM403BL1020	€	1.738,84	<b>2.104,00</b>
<i>sans bord</i>	MM403SL.10.18											METMM403SL1020			
MPCI2400.1000.1000(S)	MM403BL.10.20	800	2412	1251	940	1000	29	85	116	207	48	METMM403BL1024	€	1.932,23	<b>2.338,00</b>
<i>sans bord</i>	MM403SL.10.20											METMM403SL1024			
MPCI2600.1000.1000(S)	MM403BL.10.24	700	2612	1386	940	1000	29	85	116	207	50	METMM403BL1026	€	2.175,21	<b>2.632,00</b>
<i>sans bord</i>	MM403SL.10.24											METMM403SL1026			
MPCI3000.1000.1000(S)	MM403BL.10.26	500	3012	1586	940	1000	29	100	131	237	57	METMM403BL1030	€	2.311,57	<b>2.797,00</b>
<i>sans bord</i>	MM403SL.10.26											METMM403SL1030			